

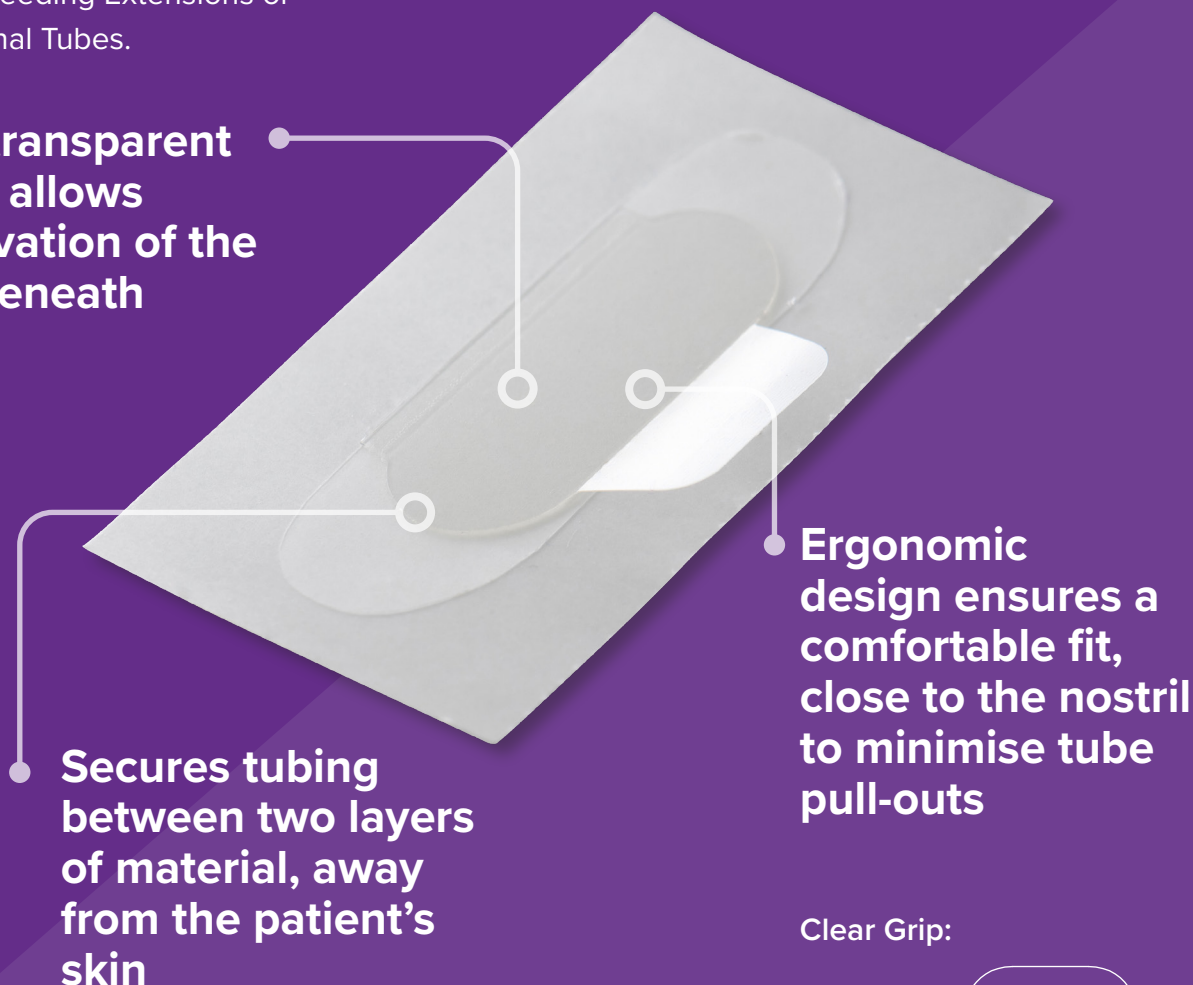


Clear Grip & Mini Clear Grip

Clear Grip and Mini Clear Grip are unique skin fixation systems designed specifically to hold tubing in place.

E.g. NG Feeding Extensions or Nasojejunal Tubes.

Fully transparent which allows observation of the skin beneath



Secures tubing between two layers of material, away from the patient's skin

Ergonomic design ensures a comfortable fit, close to the nostril to minimise tube pull-outs

Clear Grip

30 units /box

Product Code:

CG-30

NHSSC

FWM3303

Mini Clear Grip

50 units /box


Product Code:

MCG-50

NHSSC

TBC

Clear Grip:



60 x 26mm

Mini Clear Grip:




40 x 18mm



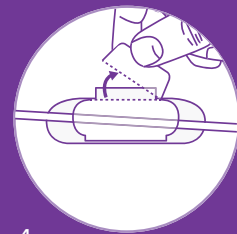
1



2



3



4

Mini Clear Grip is a unique skin fixation plaster with cushioning middle layer and gentle silicone adhesive - designed with the smallest patients in mind.

Intended to secure catheters in position, whilst keeping tubing away from the surface of delicate skin, reducing chances of Medical Adhesive Related Skin Injury (MARSi).

What is MARSi?

MARSi is caused when the adhesive attachment to the skin is stronger than the skin cell to skin cell attachment.

NICU patients with under-developed epidermis and those requiring frequent dressing changes are at higher risk¹.

MARSi is the most common source of skin breakdown in NICU.

MARSi can be prevented by the careful selection of adhesive products².

Silicone Base Layer

- Mini Clear Grip has a silicone adhesive base layer, meaning these dressings are gentle on delicate skin and may be removed without causing trauma to the skin.
- There is much evidence to suggest silicone-based is the only atraumatic dressing on the market; it should be used as much as possible in the neonatal population³
- Silicone is inert and less likely to cause sensitivity reactions than other materials used in wound dressings⁴

Middle Layer

- Mini Clear Grip has a cushioning middle layer, reducing the pressure from the tube on delicate skin
- Medical devices including nasogastric tubes are made of rigid materials which can cause rubbing or create pressure on the soft tissues⁵
- Use of film dressings or barrier products underneath the device to reduce moisture, friction and shear can help to prevent device related pressure ulcers⁵

1. <https://www.woundsourc.com/patientcondition/medical-adhesive-related-skin-injuries-marsi>

2. <https://www.medela.us/breastfeeding-professionals/blog/adhesive-use-in-neonates>

3. <https://www.o-wm.com/article/medical-adhesive-related-skin-injury-and-chemical-injury-preterm-neonate>

4. <http://www.worldwidewounds.com/2003/october/Thomas/Soft-Silicone-FAQ.html>

5. Fletcher J (2012) Device related pressure ulcers made easy. Wounds UK 8(2). Available from www.wounds-uk.com



Scan for more information