



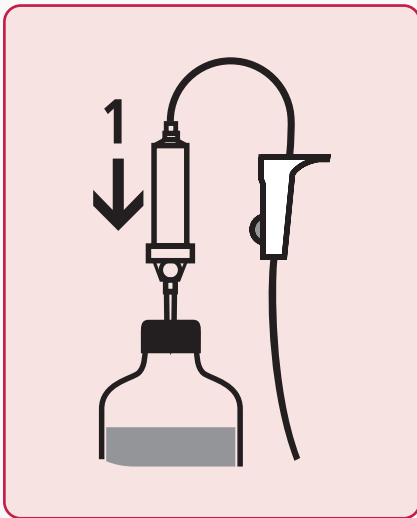
Scan me!

Giving Sets

Step-by-step Guide


Step 1

Remove the cover from the giving set spike. Pierce the fluid bag or bottle with the universal spike.



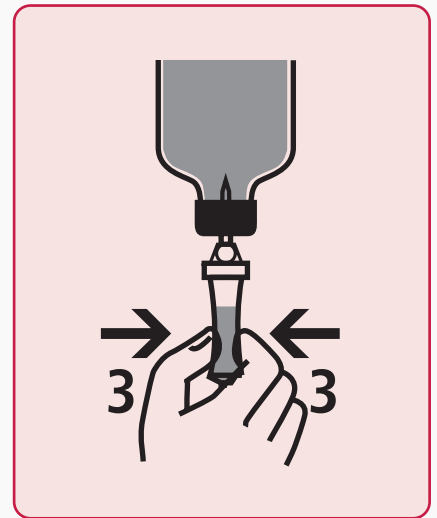
Step 2

Ensure the roller clamp is closed.



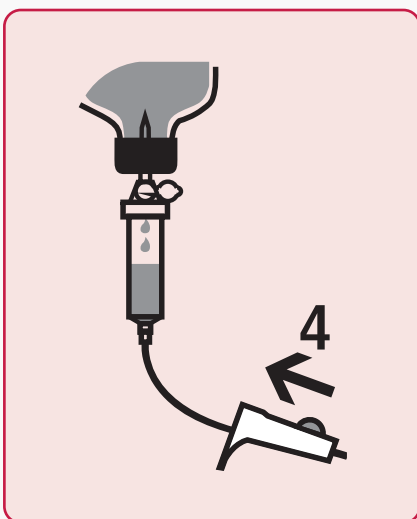
Step 3

Squeeze the drip chamber until it is one-third full.



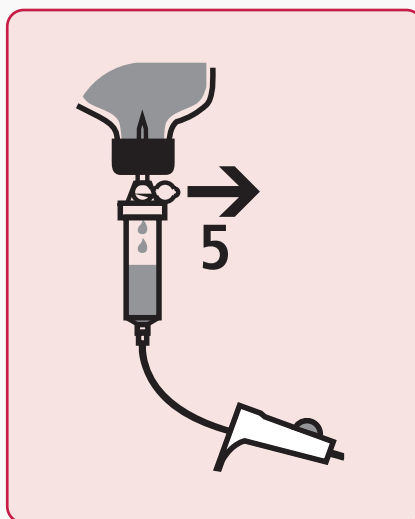
Step 4

Unclamp the roller clamp by rolling it up. You will see a solution coming through priming the line.



Step 5

If using a glass bottle, open the vent cap.



Step 6

Let the fluid go all the way down to the end of the tubing and clamp the roller clamp again.

