

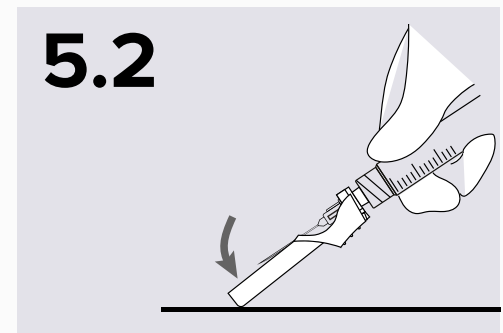
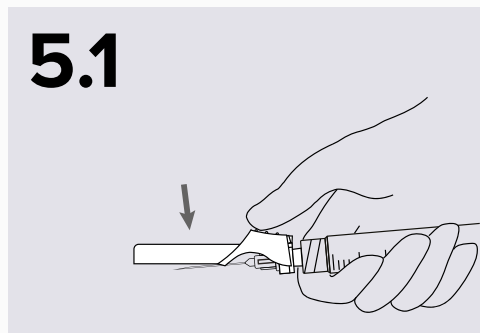
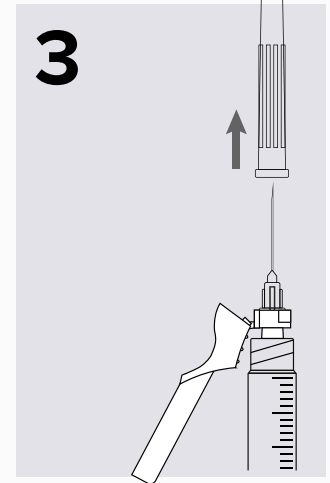
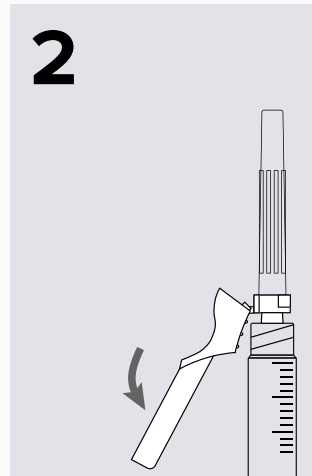
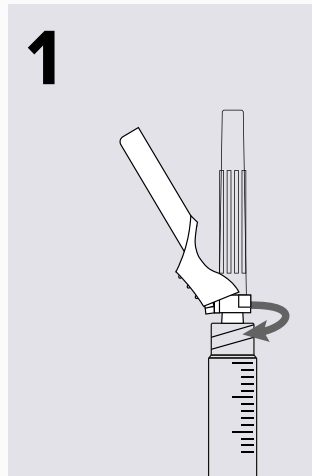
ProSafe[®] Syringe with Safety Needle

The sterile single-use Syringes are intended for the aspiration and injection of fluids after filling by the end-users

Sterile | Single Use | Non Pyrogenic |  Latex Free

Instructions for use:

1. Ensure the needle is securely attached onto the syringe, by pushing the needle towards the syringe with clockwise twisting
2. Pull the safety shield back from the needle and toward the syringe
3. Remove the needle cap carefully
4. Aspirate and inject in accordance with the relevant medication administration guidance
5. After injection, immediately activate safety mechanism as the following:
 - 5.1 Holding the syringe with one hand, position thumb on the grip of the safety shield. Push the safety shield towards the needle until it is locked when an audible click is heard
 - 5.2 Holding the syringe with one hand, press the safety shield against a hard surface until it is locked when an audible click is heard
6. Discard the device in a sharp bin according to the relevant guidance



Caution:

1. Do not reuse
2. Do not use if the package is damaged or open, or it is over expiry date
3. Reuse of these single use devices will lead to safety issues, possible infections and non-function
4. After use, discard safely in accordance to facility protocol
5. Keep in a cool, dry place, away from chemical substances
6. This device is intended to be used by trained clinicians

3ml Luer Lock	100 pc / box Product Code	NHSSC:
21G x 1.5" (0.8 x 38mm)	S1-03021150-S	TBC
23G x 1" (0.6 x 25mm)	S1-03023100-S	TBC
25G x 1" (0.5 x 25mm)	S1-03025100-S	TBC